

# SMALL THERMOSTAT

## KTO 011 / KTS 011



- > Compact design
- > Wide adjustment range

- > Color coded temperature dials
- > DIN rail mountable

The mechanical thermostats KTO 011 and KTS 011 are two state regulators used to control heaters, coolers, filter fans or signal devices.

**Thermostat (NC):** Thermostat opens on temperature rise – for regulating heaters or for switching signal devices. Comes with red temperature dial.

**Thermostat (NO):** Thermostat closes on temperature rise – for regulating filter fans and heat exchangers or for switching signal devices. Comes with blue temperature dial.

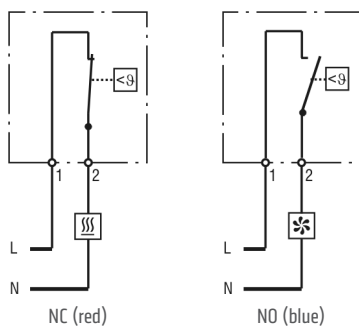
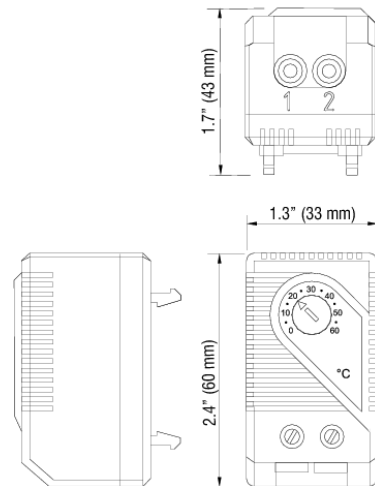


### TECHNICAL DATA

Switching difference	12.6 °F ±7 °F tolerance (7 K ±4 K)
Sensor element	thermostatic bimetal
Contact type	snap-action contact
Service life	> 100,000 cycles
Max. operating voltage	AC 250 V (VDE) AC 120 V (UL)
Max. inrush current	AC 16 A for 10 sec.
Connection	2-pole terminal, clamping torque 0.5 Nm max.: solid wire – AWG 14 max. (2.5 mm <sup>2</sup> ) stranded wire <sup>1</sup> – AWG 16 max. (1.5 mm <sup>2</sup> )
Housing	plastic, UL 94V-0, light grey
Mounting	clip for 35 mm DIN rail, EN 60715
Mounting position	variable
Dimensions	2.4 x 1.3 x 1.7" (60 x 33 x 43 mm)
Weight	approx. 1.4 oz. (40 g)
Operating / Storage temperature	-49 to +176 °F (-45 to +80 °C)
Operating / Storage humidity	max. 90 % RH (non-condensing)
Protection type	IP20

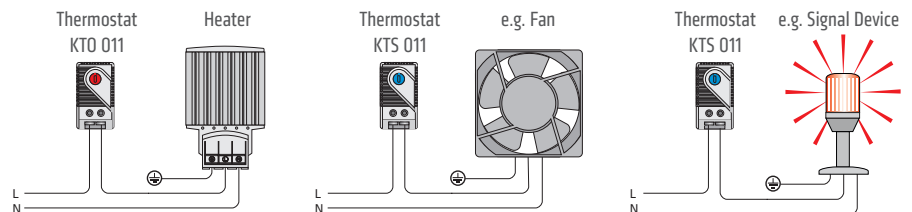
<sup>1</sup> When connecting with stranded wires, wire end ferrules must be used.

**Important note:** The contact system of the regulator is subjected to environmental influences, thus the contact resistance may change. This can lead to a voltage drop and / or self-heating of the contacts.



- Enclosure heater
- Filter fan, cooling equipment, signal device

Wiring examples



Setting range	Part No. (NC)	Part No. (NO)	Switching current / capacity max.			Approvals			
			AC 120 V	AC 230 V	DC 24 - 72 V				
+32 to +140 °F	01140.9-00	01141.9-00	15 (2) A	10 (2) A	30 W	UL File No. E164102	VDE	CSA	EAC
+14 to +122 °F	01142.9-00	01143.9-00	15 (2) A	10 (2) A	30 W	UL File No. E164102	VDE	CSA	EAC
0 to +60 °C	01146.9-00	01147.9-00	15 (2) A	10 (2) A	30 W	UL File No. E164102	VDE	CSA	EAC
-10 to +50 °C	01142.0-00	01143.0-00	15 (2) A	10 (2) A	30 W	UL File No. E164102	VDE	-	EAC
+20 to +80 °C	01159.0-00	01158.0-00	3 (2) A	3 (2) A	30 W	UL File No. E164102	VDE	CSA	EAC